

14th ANNUAL MEETING AGENDA

Governing Board
North Star Charter School
July 27, 2016

PUBLIC SESSION: This session is a public session for the purpose of conducting school district business in public, patron comment will be provided for in accordance with the established agenda. The Board will consider the regular monthly agenda. This meeting is held at North Star Charter School, 839 N. Linder Rd, Eagle, Idaho.

OPENING OF MEETING 6:00 p.m.

- | | | |
|----|-------------------------------------------|-------|
| A. | Call Meeting to Order | Chair |
| B. | Roll Call | Clerk |
| C. | Flag Salute | Chair |
| D. | Approval of Agenda
(Discussion/Action) | Chair |

Persons Wishing to Speak on an Agenda Item: The Chair will ask patrons present if they want to address an item on the agenda. If a patron wishes to address the Board on an agenda item, stand and ask the Chair to be recognized at this time. The Chair will direct the Clerk to record the name(s) of the person(s) who wish to speak. The Chair will give time for these patrons during the "Discussion" portion of this action item, after the Board has completed its preliminary review of the topic.

Patron Speaking Guidelines:

The patron that is recognized by the Chair will follow the following guidelines:

- Given 2 minutes to speak and present their case
- Allow for 3 additional patrons, maximum, to support their presentation
- Presentation must be just that – a presentation, not a question or list of questions.
- Understand that The Board reserves the right to limit, terminate, or increase the time allotted or patrons allowed to speak during the "Discussion" section of this item.

ANNUAL BUSINESS

- | | | |
|----|---------------------------------------------------------------------------------------------------------------------------|-------------|
| A. | Oath of Office for new Board Members | Clerk |
| B. | Code of Ethics for New Board Members | Clerk |
| C. | Board Organization
1. Election of Officers | Clerk/Chair |
| D. | Establish Regular Meeting Date/Time (Discussion/Action) | Chair |
| E. | Designation of Public Places for Posting of Public Notices (Discussion/Action)
(Current postings: Website, Front Door) | Chair |
| F. | Authorization to Sign Checks (Discussion/Action) | Chair |

CONTINUING SCHOOL BUSINESS

- | | | |
|----|--------------------|--------------------|
| A. | Development Report | Joanna O'Donnell |
| B. | School Report | Andersen,
Drain |
| C. | PTO Report | Katie Upchurch |

BOARD COMMITTEE REPORTS

- A. FINANCE COMMITTEE REPORT
- B. POLICY COMMITTEE

CONSENT AGENDA* **(Discussion/Action)**

The Governing Board reviews the enclosures under Consent Agenda. If a Board Member elects, any Consent Agenda item may be pulled and discussed at the meeting. If no item is pulled, acceptance will be automatic under the motion for the Consent Agenda.

- A. Minutes 7/12/16

**For items in the consent agenda: the originator of the item must provide a brief paragraph pertaining to the item explaining key details. This description will accompany the materials.*

EXECUTIVE SESSION – CLOSED TO THE PUBLIC

Executive Session to be held pursuant to Idaho Code §74-206 to address issues of: Personnel, Legal Issues and matters relating to individual student matters.

Purpose for this session:

- (a) To consider hiring a public officer, employee, staff member or individual agent, wherein the respective qualities of individuals are to be evaluated in order to fill a particular vacancy or need;
- (b) To consider the evaluation, dismissal or disciplining of, or to hear complaints or charges brought against, a public officer, employee, staff member or individual agent, or public school student;
- (f) To communicate with legal counsel for the public agency to discuss the legal ramifications of and legal options for pending litigation, or controversies not yet being litigated but imminently likely to be litigated.

Reconvene Public Session

Chair

ADJOURNMENT

North Star Charter School
2015-2016
ISAT Information/Results

During the 2015-2016 school year North Star Charter School participated in the ISAT summative assessment through the Smarter Balanced Consortium.

The ISAT summative assessment is an important component of the statewide student assessment system as stated in the board rule 08.02.03-Rules Governing Thoroughness. The ISAT tests are administered to students in grades 3-11 to provide ongoing monitoring of individual, school, district, and state progress. One component of the ISAT required for high school graduation is the 10th grade assessment in English Language Arts / Literacy and Mathematics. Proficiency on the 10th grade ISATs verifies that an Idaho student has met Idaho Core Standards in these content areas. Academic proficiency is more than test scores. Competency in all academic areas is the goal for every child.

Components of the ISATs

The ISAT is composed of English Language Arts/Literacy and Mathematics tests for grades 3-11 that address the Idaho Core Standards and Science tests for grades 5, 7, and 10, which address the Idaho Science Standards. A variety of item types are used to assess what a student knows and what they can do with that knowledge. The items address a variety of skill levels, from short-term recall of facts to skills and problem solving.

The ISAT summative assessment was administered during the last 8 weeks of the school year. It consists of two parts: a computer adaptive test and performance tasks taken on a computer. The assessment:

- Accurately describes both student achievement and growth of student learning as part of program evaluation and school, district, and the state accountability system;
- Provides valid, reliable, and fair measures of students' progress toward, and attainment of the knowledge and skills required to be college- and career-ready; and capitalizes on the strengths of computer adaptive testing- efficient and precise measurement across the full range of achievement with quick turnaround of results.

English Language Arts/Literacy Assessments

The ELA/Literacy assessments are composed of items that address Idaho Core Standards in grades 3-11. There are four reporting categories known as Claims. The Claims represent what we know to be true about a student's performance in the areas of Reading, Writing, Speaking and Listening, if we see specific evidence.

Mathematics Assessment

The ISAT mathematics assessment is composed of items that address Idaho Core Standards for grades 3-11. There are three reporting areas known as Claims. The Claims represent what we know to be true about a student's performance in the areas of mathematics if we see specific evidence.

Results

The results are reported to parents by where the student falls with determined cut scores. There are 4 levels which are described below. While making the shift for the old ISAT's we can compare the levels as 4- Advanced, 3- Proficient, 2- Basic and 1-Below Basic.

Level 4 The student has exceeded the achievement standard and demonstrates advanced progress toward mastery of the knowledge and skills in English language arts/literacy needed for likely success in future coursework.

Level 3 The student has met the achievement standard and demonstrates progress toward mastery of the knowledge and skills in English language arts/literacy needed for likely success in future coursework.

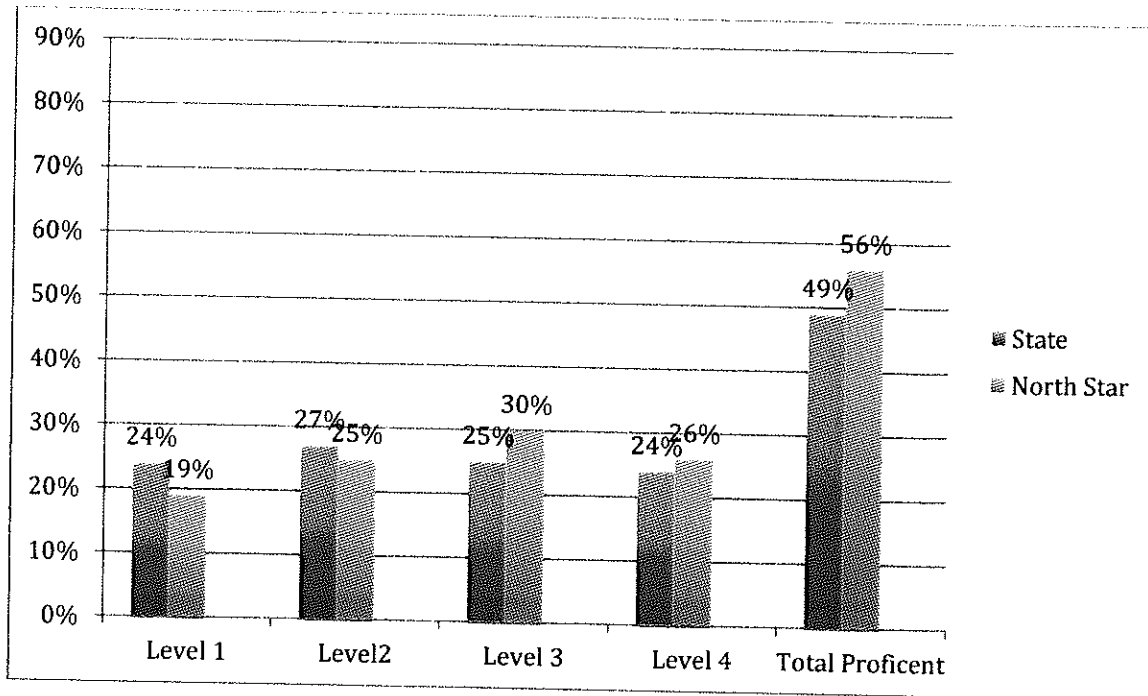
Level 2 The student has nearly met the achievement standard and may require further development to demonstrate the knowledge and skills in English language arts/literacy needed for likely success in future coursework.

Level 1 The student has not met the achievement standard and needs substantial improvement to demonstrate the knowledge and skills in English language arts/literacy needed for likely success in future coursework.

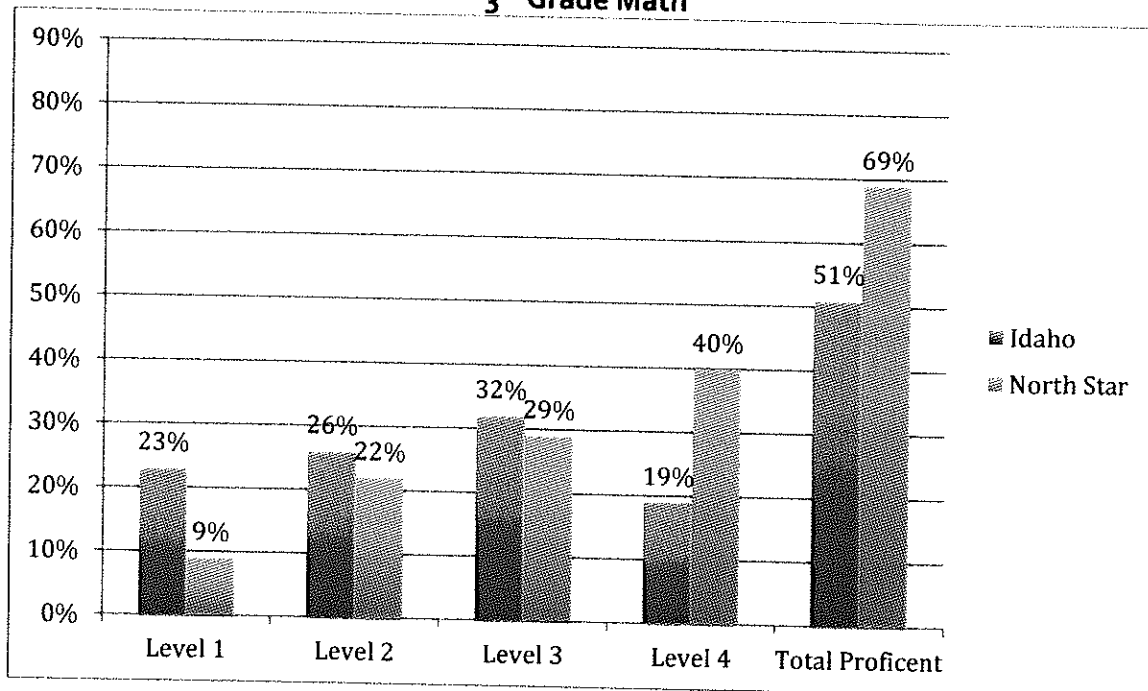
On the following pages you can find the results of grades 3rd thru 10th when compared with the state of Idaho.

North Star's results can be found on the following pages with the comparison to the Idaho State average scores.

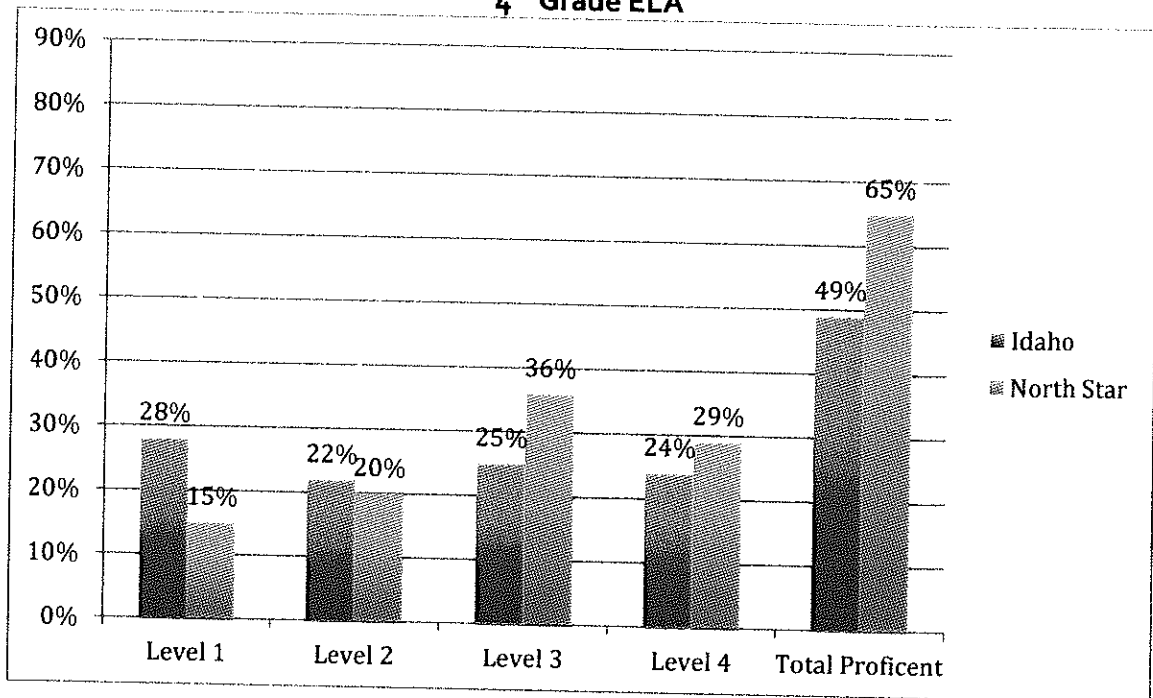
3rd Grade ELA



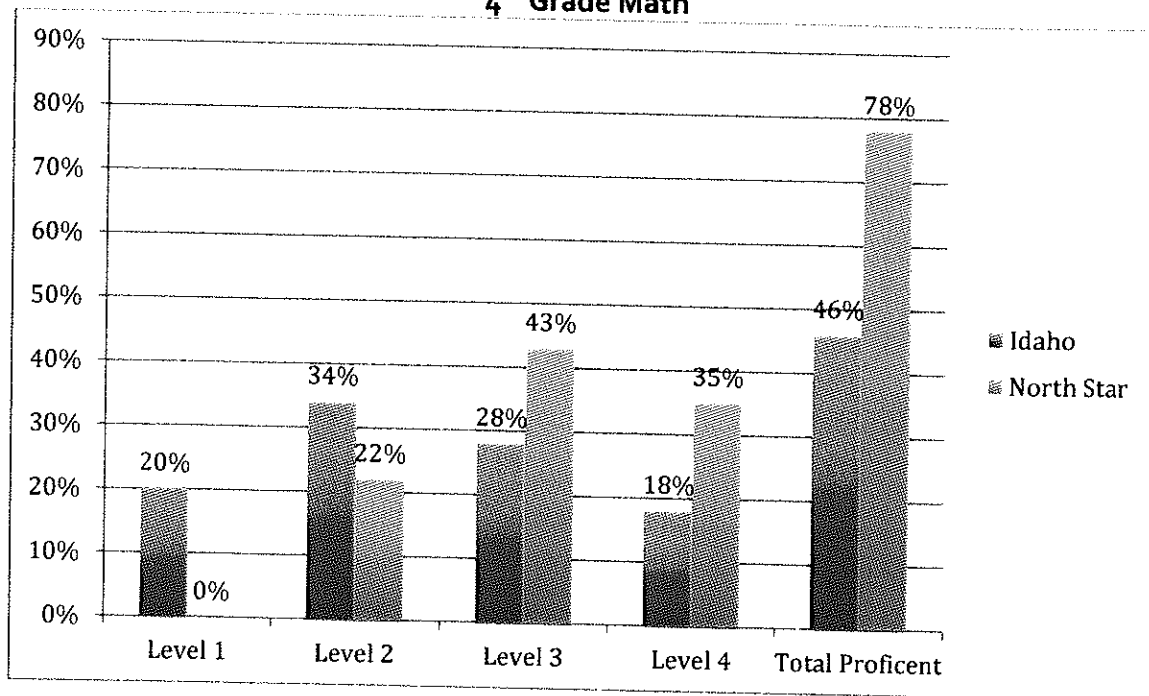
3rd Grade Math



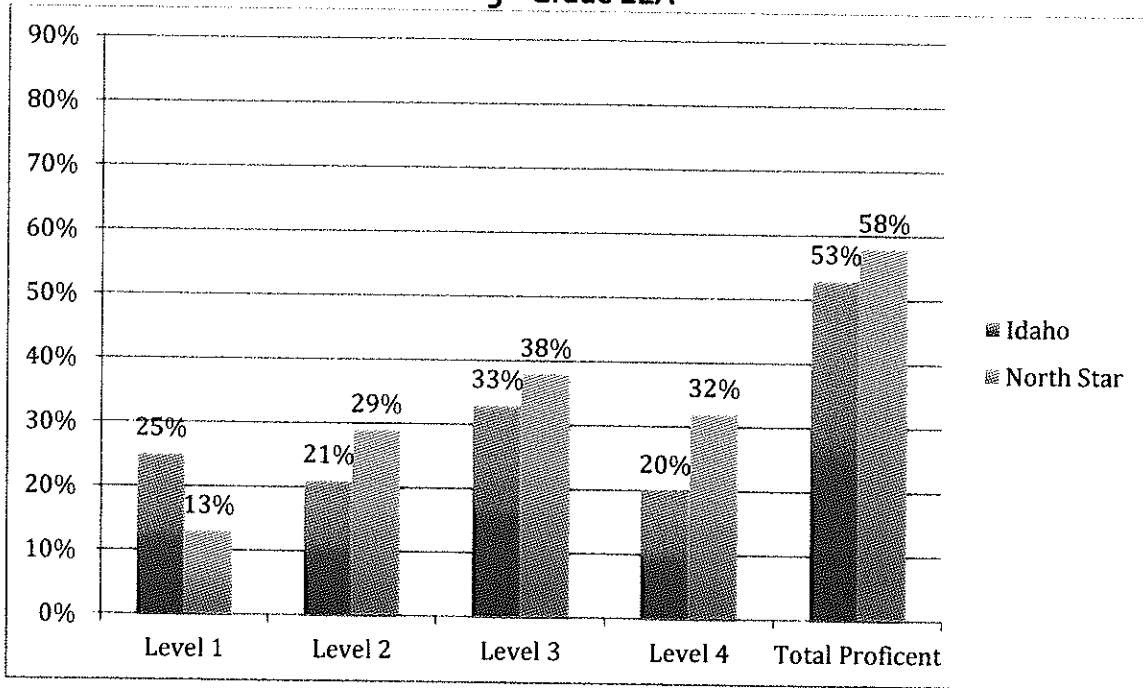
4th Grade ELA



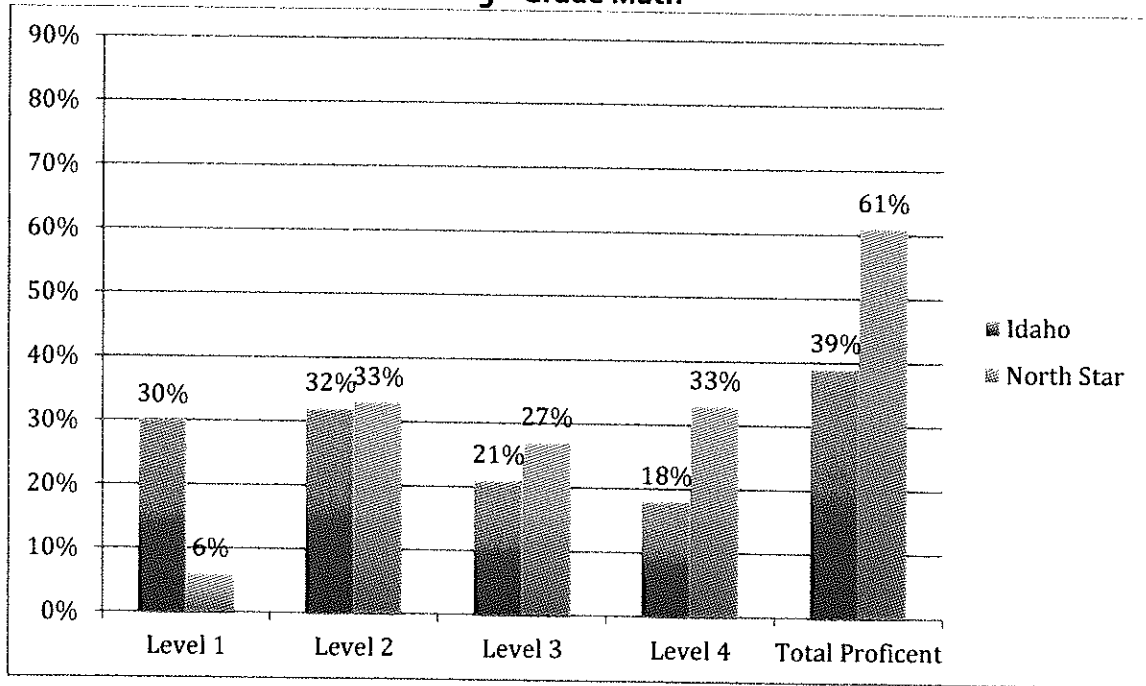
4th Grade Math



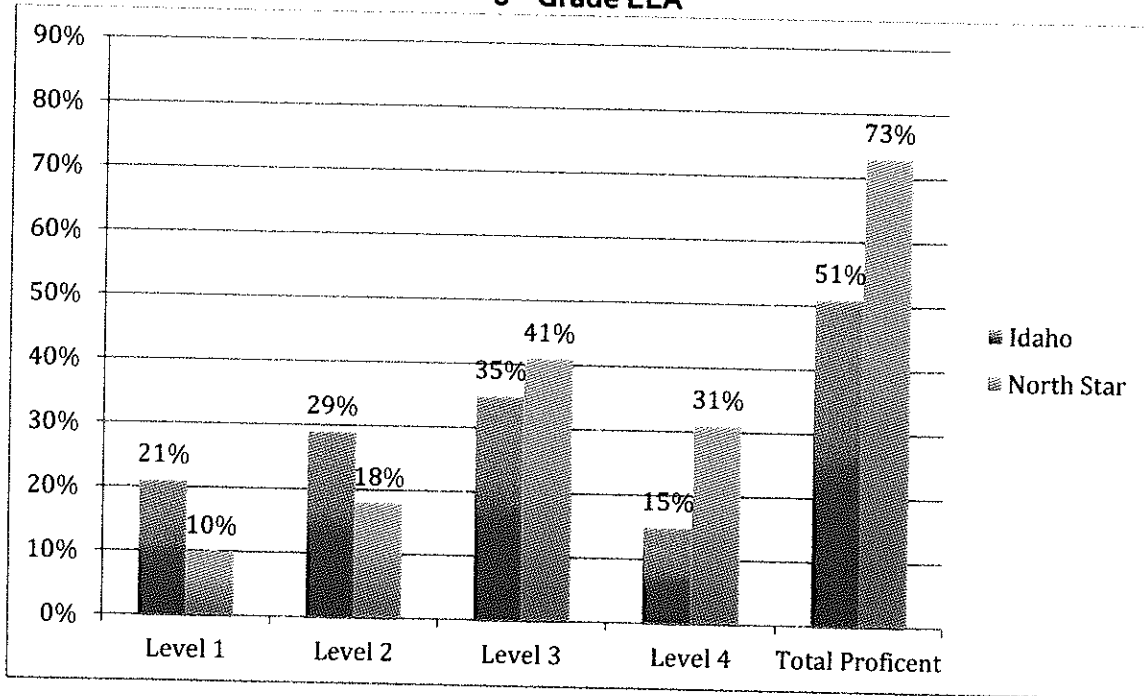
5th Grade ELA



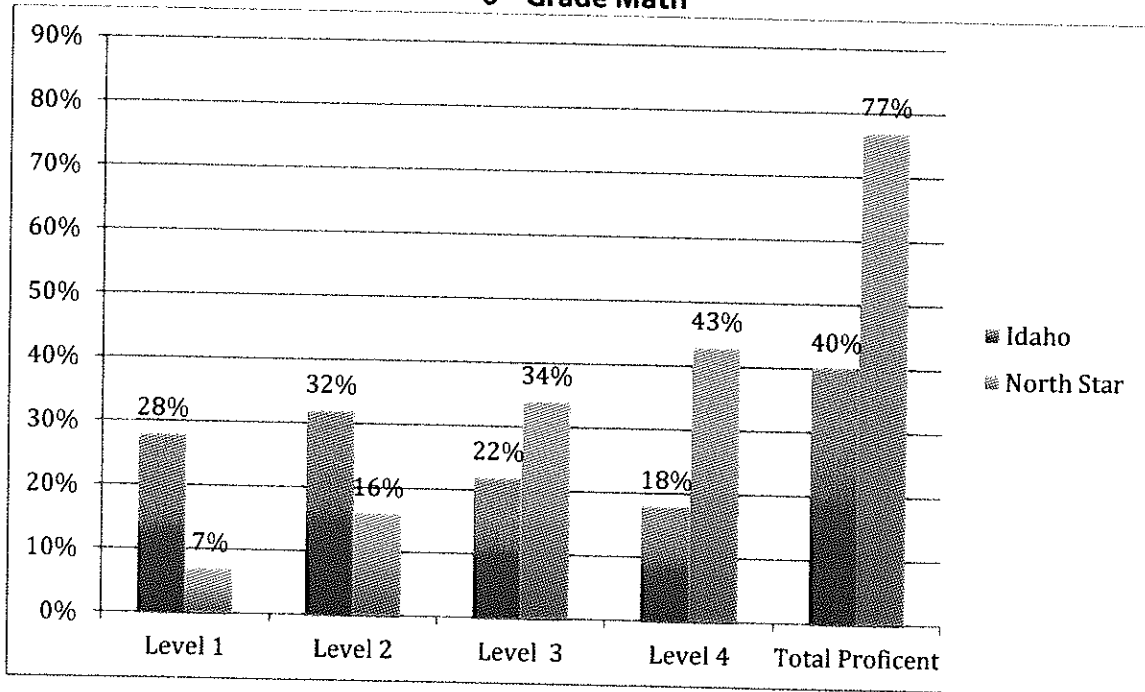
5th Grade Math



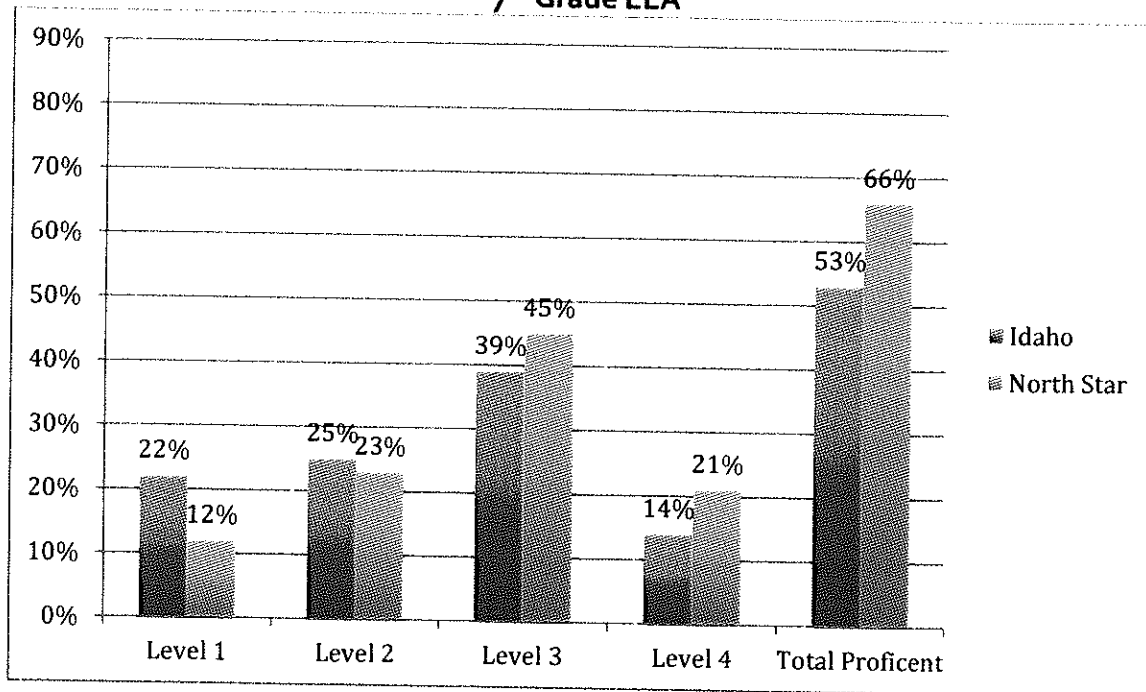
6th Grade ELA



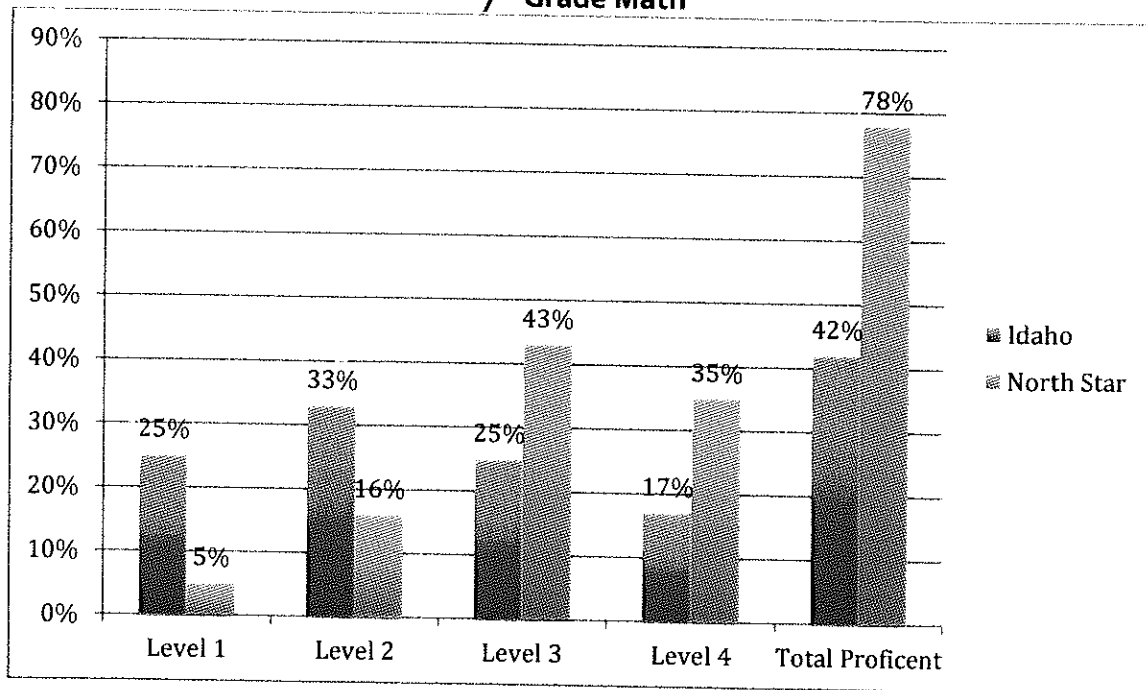
6th Grade Math



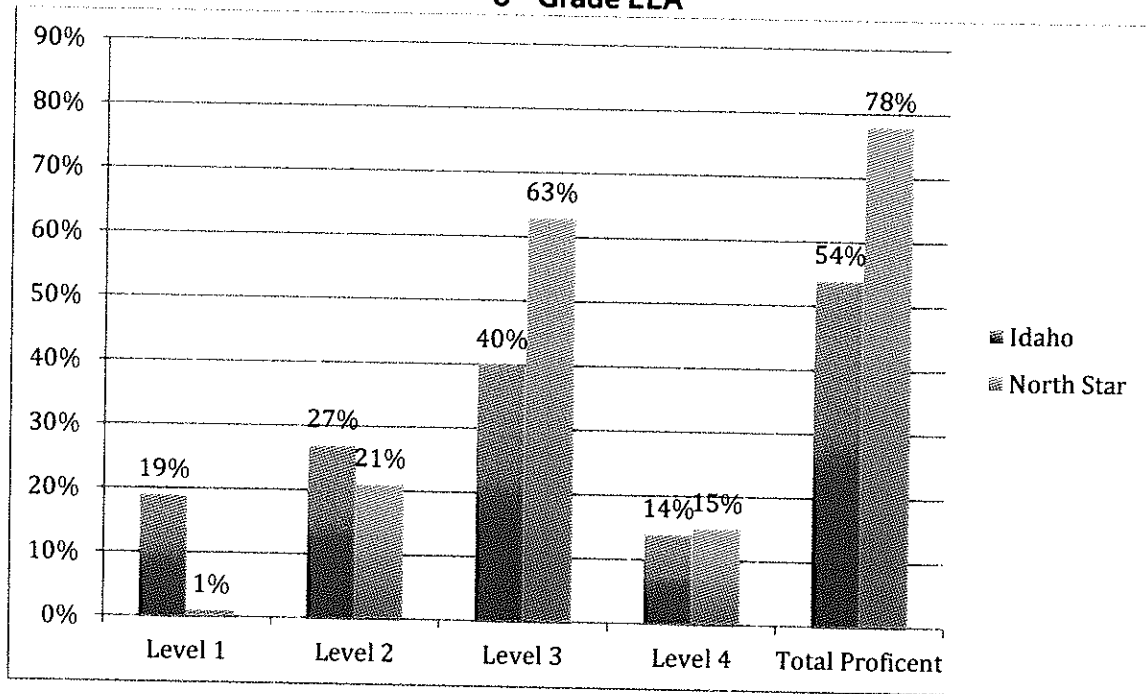
7th Grade ELA



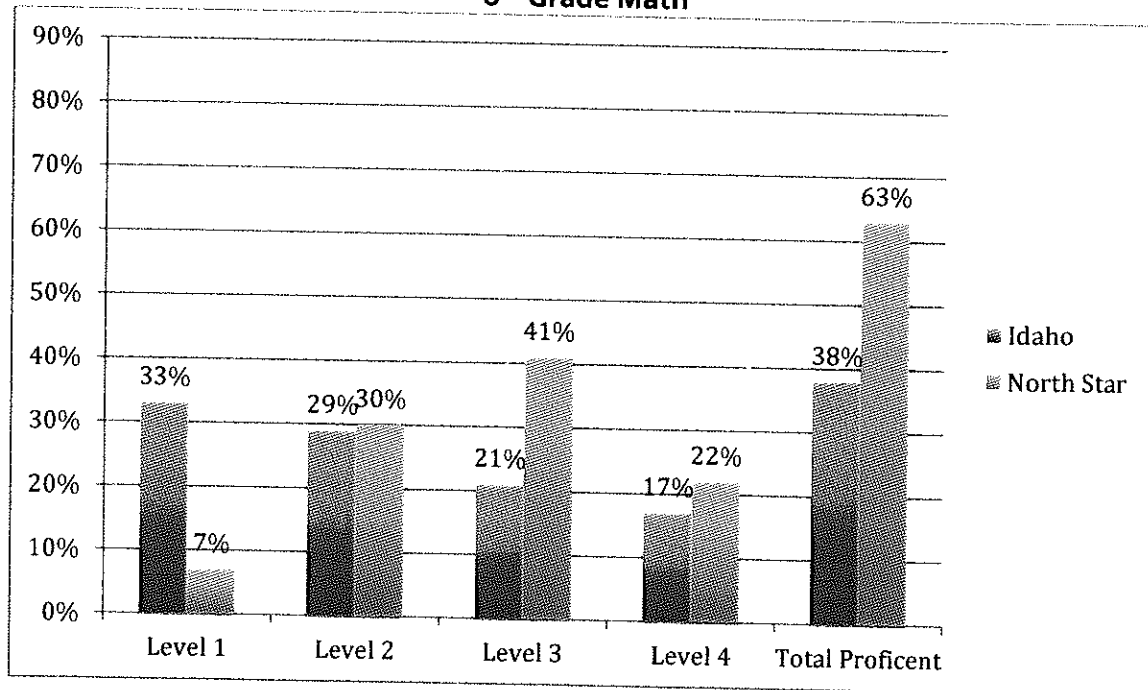
7th Grade Math



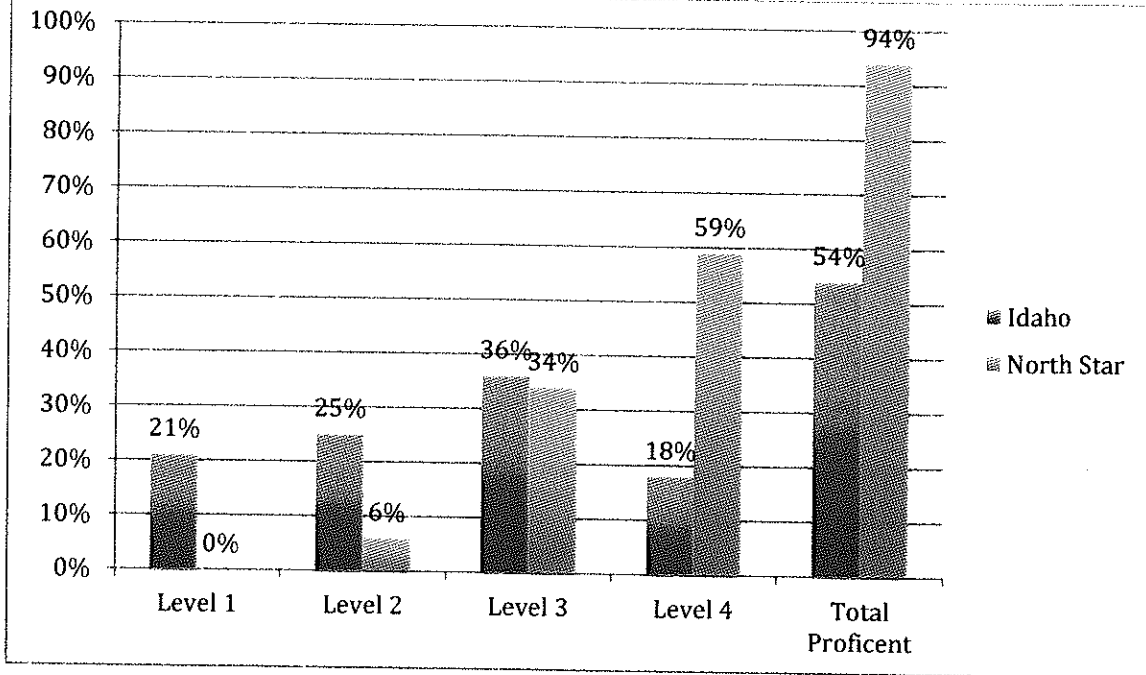
8th Grade ELA



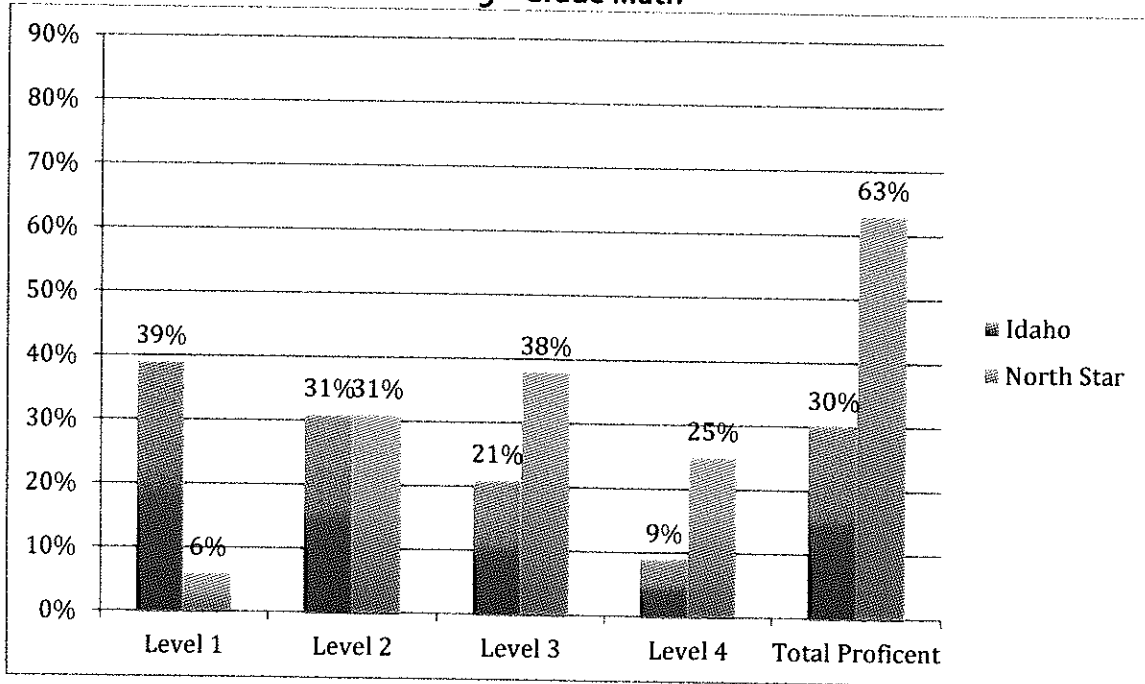
8th Grade Math



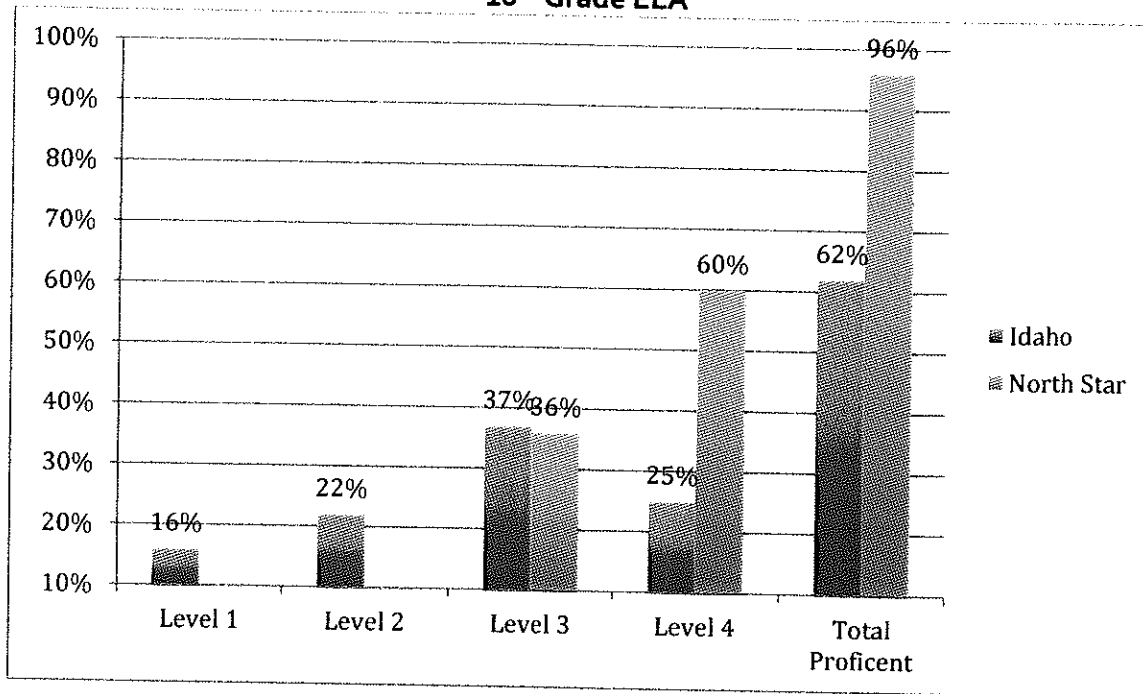
9th Grade ELA



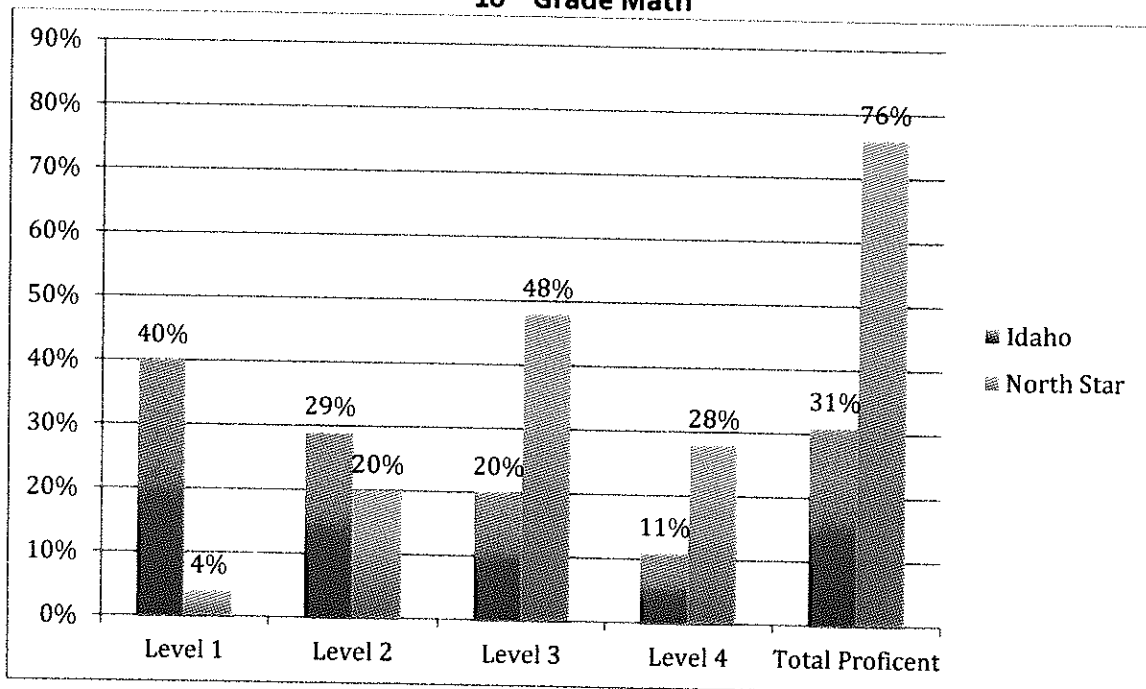
9th Grade Math



10th Grade ELA



10th Grade Math



ISAT Summary:

Overall we are above the state achievement level which is good news and have seen growth from Spring 2015 to Spring 2016 (see below). We do however recognize that we have work to do to continue to raise student scores and make sure are students are prepared for college and careers after North Star Charter School.

ELA/Literacy

Spring 2015	% Proficient	Spring 2016	% Proficient	Growth
3 rd Grade	83	4 th Grade	66	-17
4 th Grade	57	5 th Grade	58	+1
5 th Grade	67	6 th Grade	72	+5
6 th Grade	61	7 th Grade	66	+5
7 th Grade	65	8 th Grade	78	+13
8 th Grade	65	9 th Grade	94	+29
9 th Grade	84	10 th Grade	96	+12

Mathematics

Spring 2015	% Proficient	Spring 2016	% Proficient	Growth
3 rd Grade	75	4 th Grade	78	+3
4 th Grade	66	5 th Grade	61	-5
5 th Grade	68	6 th Grade	77	+9
6 th Grade	68	7 th Grade	78	+10
7 th Grade	54	8 th Grade	63	+9
8 th Grade	41	9 th Grade	63	+12
9 th Grade	55	10 th Grade	76	+21

North Star Charter School
2015-2016
IRI Information/Results

North Star students in K-3 participated in the Idaho Reading Indicator (IRI) in the Fall of 2015 and Spring of 2016 for the 2015-2016 school year.

Idaho Statute 33-1614 requires K-3 students in Idaho to be assessed as they develop critical reading skills. The purpose of the assessment, the Idaho Reading Indicator (IRI), is to indicate which children are most likely going to be at-risk of failure with skills that are prerequisite for being successful readers throughout life. As is written in the statute, "the state K-3 assessment test results shall be reviewed by school personnel for the purpose of providing necessary interventions to sustain or improve the students' reading skills."

Results

The results are reported to parents by where there student falls with determined cut scores. There are 3 levels:

Benchmark or 3- reading skills at or above grade level

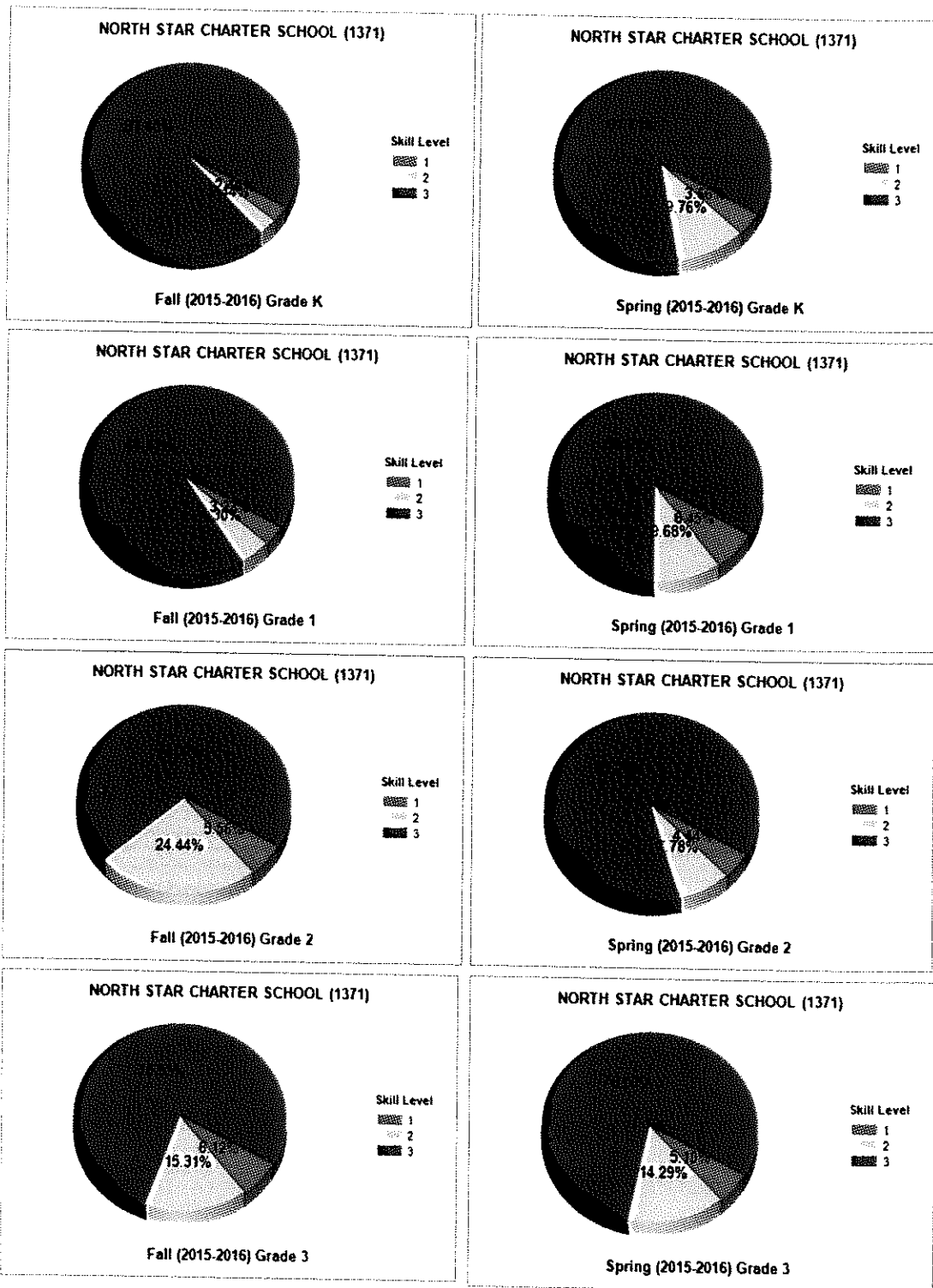
Strategic or 2- reading skills near grade level

Intensive or 1- reading skills below grade level

In Kindergarten students are assessed with two different assessments Letter Naming Fluency (LNF) and Letter Sound Fluency (LSF) in both the Fall and the Spring. However in the Fall only the LNF score is reported to the SDE and only the LSF in the Spring. Therefore it is hard to make a comparison on growth from Fall to Spring using the state data. With further analysis using our own benchmark assessments we can see that the students are making adequate growth.

In 1st Grade students are assessed with two different assessments Letter Sound Fluency (LSF) and Correct Words Per Minute (CWPM). However in the Fall only the LSF score is reported to the SDE and the CWPM in the Spring. Therefore it is hard to make a comparison on the growth from Fall to Spring using the state data. With further analysis using our own benchmark assessments we can see that the students are making adequate growth.

On the following pages you can find the results/comparison of grades K thru 3rd Fall and Spring IRI assessment.



IRI Summary: We are pleased to see the growth that our students continue to make. We are very pleased with the growth that 2nd grade made from Fall to Spring this year.

Here is a brief overview of what we have been doing the last couple of years to ensure that our students are making adequate growth. The next board meeting the Elementary and Secondary Principals will present action plan for the 2016-2017 school year.

2014-2015 school year

K-5 teachers worked on math curriculum by researching current best practices, investigated curriculums for possible implementation and curricular structures for alignment, wrote instructional guides as resource tools for curricular enhancement and alignment, and began implementation of curricular goals and frameworks as aligned with Core Standards in PLC's this year.

6-12 Math Teachers met 2 days this year to align math curriculum by researching current best practices, investigate curriculums for possible implementation and curricular structures for alignment, this year with new Core Standards.

7-8 Reading, Language, Social Studies met once a month to discuss curriculum alignment and core standards.

2015 Summer:

7th Graders going into 8th Grade were offered math instruction 3 days per week for 2 hours per day to help close some gaps that students were showing. This is being done by our new 7th -8th grade math teacher Krystal Ellis.

11th Graders going into 12th Grade were offered additional math instruction to help ease some frustration and stress by Vickie Woodward one of our IB Math teachers.

6-12 ELA teachers met for two half days to analyze data, teachers also begin to look at ELA curriculum by researching current best practices; investigate curriculums for possible implementation and curricular structures for alignment.

K-12 Science began the discussion of via e-mail; a K-12 alignment document and a draft version of the new Idaho State Science Standards. Dr. Hettinger started an alignment document, for all to make comments and additions too. They are also looking at what materials we currently have available to us at North Star and what materials they will need to purchase (in the future) to reach complete alignment.

2015-2016 School Year:

K-5 teachers continued to look at Math curriculum to make sure they are closing any holes with Core Standards in PLC's and make adjustments as needed.

K-5 teachers began to look at ELA curriculum by researching current best practices, investigate curriculums for possible implementation and curricular structures for alignment in PLC's this year.

K-5 teachers implemented a devoted 45 minutes 4 days per week for ELA enrichment where students received instruction at the instructional level.

6-12 Math teachers worked in PLC's to continue look at current best practices, began implementation of CPM curriculum in Grades 7th-10th and began working on Math department goals.

6-12 ELA teachers continued to look at ELA curriculum by researching current best practices, and developed curricular structures for alignment in PLC's this year.

K-12 Science teachers have continued the curriculum discussions with Dr. Hettinger leading them out.

Early Enrollment and Waitlist Report 2016-17

Summary at	6/17/16
Enrolled K-6	655
Enrolled 7-12	378
Total Enrolled	1033

Grade	06/17/16
K	85
1	54
2	58
3	64
4	79
5	63
6	22
K-6	415
7	35
8	9
9	0
10	0
11	0
12	0
FE	0
7-12	44
Total	459

Enrollment Waitlist Report 2016-17 as of 7-26-17

Financial Overview
(Unaudited)
June 30, 2016

Operating Surplus YTD -	06/30/16
Operating Surplus (deficit)	
Less - Budget Operating Surplus thru	
Net Variance	

Detail Variances:

- * Compensation
- * Transportation
- * Supplies
- * SPED, net expense
- * Classroom
- * Technology
- * Facilities
- * Administrative
- * Rounding
- Total expenses**

Net Variance

\$9	\$55	\$148
-----	------	-------

North Star Charter School
Monthly Financials Operating Results
Thru **6/30/16 (unaudited)**

HIGHLIGHTS

Student Data:	
<i>Budget Enrollment</i>	
<i>Current Enrollment</i>	
<i>ADA</i>	
<i>ADA Attendance %</i>	

SUMMARY

Receipts:	Total funding	
	Total other sources	
Total Receipts		
Disbursements:	Compensation and benefits:	
	Certified Salaries Admin & Office Salaries Para Salaries Total Staff compensation Comp change % Benefits - FICA & Persi Benefits - Health, Dental, Life Total staff expense	
Total Disbursements	Total classroom/teaching expenses	
	Total facility expenses	
Operating Surplus (deficit)	Total administrative expenses	
	Debt service ratio	
Debt Service (P&I)		
Net Surplus (deficit)		

NCS Operating Results YTD - 6/30/16 (Unaudited)		Actual as a % of Budget		Dollar Variance	
Year to Date Through		YTD	%	Variance	
Actual	Budget			\$	%
984	984	100%		0	
950	984	97%		(34)	-3.46%
912	915	100%		(3)	-0.34%
96%	96%	100%		0	
5,430,815	5,648,946	96%		(218,131)	-3.86%
39,874	-33,749	-118%		73,623	-218.15%
5,470,689	5,615,196	97%		(144,507)	-2.57%
2,392,333	2,379,274	101%		(13,059)	-0.55%
577,261	566,210	102%		(11,051)	-1.91%
324,829	254,078	128%		(70,752)	-21.78%
3,294,424	3,199,562	103%		(94,861)	-2.88%
527,640	567,326	93%		39,686	7.52%
241,953	293,015	83%		51,061	21.10%
4,064,017	4,059,903	100%		(4,114)	-0.10%
669,996	630,393	106%		(39,604)	-5.91%
276,252	281,178	98%		4,926	1.78%
105,061	140,709	75%		35,648	33.93%
5,115,327	5,112,183	100%		(3,144)	-0.06%
355,362	503,013	71%		(147,651)	29.35%
1	1	71%		(0)	
494,526	494,379	100%		(147)	-0.03%
-139,164	8,634	-1612%		(147,798)	1711.78%

North Star Charter School
Monthly Financials Operating Results
Thru **6/30/16 (unaudited)**

DETAIL

Funding sources:	Foundation Payment	
	Benefits Allocation	
	MSD Spc Ed	
	Transportation Allocation	
	Other State Revenue	
	Total funding	
Other revenue sources:	Grants	
	Fund Raising/Donations	
	Local Revenue	
	Earnings on Investments	
	Athletic Department Fund	
	Total other revenue sources	
Total Receipts	Other Funds	
Compensation and benefits:	Certified Salaries	
	Admin, Office Salaries & Facilities	
	Para Salaries	
	Total Staff compensation	
	Comp change %	
	Benefits - FICA & Persi	
	Benefits - Health, Dental, Life	
	Total staff expense	

NSCS Operating Results YTD - 6/30/16 (Unaudited)					
Year to Date Through		Actual as a		Dollar Variance	
06/30/16		% of Budget		Variance	
Actual	Budget	YTD	100%	\$	%
4,550,184	4,220,298	108%		329,886	7.82%
0	562,719	0%		(562,719)	-
0	0	-		0	-
268,636	266,318	101%		2,318	0.87%
611,995	599,611	102%		12,385	2.07%
5,430,815	5,648,946	96%		(218,131)	-3.86%
0	0	-		0	-
183	0	-		183	-
60,881	68,250	89%		(7,369)	-10.80%
134	0	-		134	-
-4,535	0	-		(4,535)	-
-16,789	-101,899	16%		85,211	-83.54%
39,874	-33,749	-118%		73,623	-218.15%
5,470,689	5,615,196	97%		(144,507)	-2.57%
2,392,333	2,379,274	101%		(13,059)	-0.55%
577,261	566,210	102%		(11,051)	-1.91%
324,829	254,078	128%		(70,752)	-21.78%
3,294,424	3,199,562	103%		(94,861)	-2.88%
527,640	567,326	93%		39,686	7.52%
241,953	293,015	83%		51,061	21.10%
4,064,017	4,059,903	100%		(4,114)	-0.10%

North Star Charter School
Monthly Financials Operating Results
Thru 6/30/16 (unaudited)

Classroom/ teaching expense:	
Transportation	
Textbooks	
Supplies	
Science	
Equipment	
IB	
IDHW - Net SPED expense	
Music	
Staff Development	
Total classroom/teaching expenses	
Facility expenses	
Utilities	
Contracted Services	
Technology	
Facilities	
Property Lease	
Total facility expenses	
Administrative expenses	
Insurance	
Legal Pub/Advertisement	
Audit	
Marketing	
Merchant services	
Miscellaneous recruitment	
Total administrative expenses	
Total Disbursements	
Operating Surplus (deficit)	

NSCS Operating Results YTD - 6/30/16 (Unaudited)					
Year to Date Through		Actual as a % of Budget		Dollar Variance	
06/30/16		YTD		Variance	
Actual	Budget			\$	%
386,331	391,644	99%		5,312	1.38%
18,021	28,178	64%		10,158	56.37%
100,388	74,954	134%		(25,434)	-25.34%
6,776	7,036	96%		260	3.83%
32,021	5,047	634%		(26,973)	-84.24%
18,807	25,969	72%		7,161	38.08%
54,988	41,483	133%		(13,504)	-24.56%
1,952	6,082	32%		4,130	211.50%
50,712	50,000	101%		(712)	-1.40%
669,996	630,393	106%		(39,604)	-5.91%
64,638	68,763	94%		4,126	6.38%
5,563	2,254	247%		(3,308)	-59.47%
64,405	85,151	77%		18,746	29.11%
141,647	127,010	112%		(14,637)	-10.33%
0	0	-		0	-
276,252	281,178	98%		4,926	1.78%
43,029	40,326	107%		(2,703)	-6.28%
30,241	65,130	46%		34,889	115.37%
11,816	8,000	148%		(3,816)	-32.29%
18,653	23,500	79%		4,847	25.99%
798	1,353	59%		555	69.60%
525	2,400	22%		1,875	357.14%
105,061	140,709	75%		35,648	33.93%
5,115,327	5,112,183	100%		(3,144)	-0.06%
355,362	503,013	71%		(147,651)	29.35%

North Star Charter School
Monthly Financials Operating Results
Thru 6/30/16 (unaudited)

Operating Surplus (deficit)	
Debt Service (P&I)	Debt service ratio
Net Surplus (deficit)	

NSCS Operating Results YTD- 6/30/16 (Unaudited)					
Year to Date Through		Actual as a % of Budget		Dollar Variance	
06/30/16		YTD		Variance	
Actual	Budget			\$	%
355,362	503,013	71%		(147,651)	29.35%
1	1	71%		(147)	-0.03%
494,526	494,379	100%			
-139,164	8,634	-1612%		(147,798)	1711.78%

REFR#	VENDOR	AMOUNT	DATE	DESCRIPTION
016792	*** REIMBURSEMENT***	113.46	06/01/16	PATRICE REX
016793	AT CONFERENCE/ARKADIN INC	0.00	06/03/16	***VOID***
016794	AT CONFERENCE/ARKADIN INC	8.23	06/03/16	CONFERENCE CALLING
016795	INTERMOUNTAIN GAS CO.	298.73	06/03/16	MONTHLY UTILITY BILL
016796	PREFERRED SHIPPING INC	35.96	06/03/16	TEST MAILINGS
016797	TERMINIX PROCESSING CENTER	120.00	06/03/16	PEST CONTROL
016798	WAXIE SANITARY SUPPLY	166.14	06/03/16	SUPPLIES
016799	KELLY WILLIAMS, MS CCC-SLP	3,570.00	06/03/16	SPED SERVICES MAY 2016
016800	DOUG PATTON	23.63	06/07/16	BUILDING SUPPLIES
016801	*** REIMBURSEMENT***	40.43	06/07/16	BILL LAVIN
016802	BURSAR UNIVERSITY OF IDAHO	1,000.00	06/09/16	MCCALL SCIENCE DEPOSIT
016803	HOLLI PUCKETT	178.36	06/09/16	PAYROLL ADVANCE JUNE
016804	LORI SAXTON	216.41	06/09/16	PAYROLL ADVANCE JUNE
016805	TRACEY MEAD	200.95	06/09/16	PAYROLL ADVANCE JUNE
016806	JENIFER DAVIS	443.78	06/09/16	PAYROLL ADVANCE JUNE
016807	NETWORK BILLING SYSTEMS LLC	102.27	06/09/16	TELEPHONE CHARGES
016808	CITY OF EAGLE	387.02	06/09/16	WATER BILL
016809	CENTURY LINK	60.20	06/09/16	TELEPHONE CHARGES
016810	VERITAS MAINTENANCE INC	3,375.50	06/09/16	LAWN CARE
016811	BROWN BUS	45,650.63	06/10/16	MAY TRANSPORTATION
016812	LOWE'S	659.00	06/13/16	ART ROOM COUNTER/CABINET
016813	DOUG PATTON	13.07	06/15/16	SUPPLIES FOR ART ROOM PROJECT
016814	SHAY DAVIS	58.00	06/15/16	PAINTING SUPPLIES
016815	SQUAW VALLEY LODGE	568.27	06/15/16	IB HOTEL TRAINING- D. HUELSE
016816	KATIE FRANCIS	64.42	06/15/16	PAINTING SUPPLIES
016817	LOWE'S	414.98	06/15/16	SINK /FAUCET FOR ART ROOM
016818	CLARK SECURITY PRODUCTS	61.62	06/16/16	SINGLE SECTION KEYS
016819	GRANLIBAKKEN TAHOE	1,255.00	06/16/16	IB TRAINING
016820	JERRY DEVORE	250.00	06/20/16	PLUMBING SERVICES- ART ROOM
016821	LOWE'S	302.80	06/20/16	SUPPLIES TEACHERS LOUNGE
016822	EAGLE SEWER	544.00	06/21/16	SEWER BILL
016823	DAN CONTI	167.94	06/22/16	MILEAGE REIMBURSEMENT
016824	FISHERS	770.45	06/22/16	COPIER CHARGES
016825	CENTURY LINK	167.37	06/22/16	TELEPHONE CHARGES
016826	ROBERT THOMPSON	36.18	06/22/16	MILEAGE REIMBURSEMENT
016827	WAXIE SANITARY SUPPLY	421.96	06/22/16	SUPPLIES
016828	KAREN TOERNE, PLLC	1,991.25	06/23/16	SCHOOL PSYCHOLOGY SERVICES
016852*	BLUE SHIELD OF IDAHO	0.00	06/27/16	** VOID **
016853	HEALTH EQUITY INC	2,755.08	06/27/16	HSA EMPLOYER CONTRIBUTION
016854	LIFEMAP ASSURANCE COMPANY	0.00	06/27/16	** VOID **
016855	PUBLIC EMPLOYEE RETIREMENT	32,745.74	06/27/16	EMPLOYER PERSI
016856	UNITED HERITAGE	0.00	06/27/16	** VOID **
016857	WELLS FARGO BANK	20,061.60	06/27/16	EMPLOYER SHARE FICA
016858	LIFEMAP ASSURANCE COMPANY	2,074.00	06/27/16	DENTAL INSURANCE
016859	UNITED HERITAGE	464.72	06/27/16	LIFE INSURANCE
016860	DeETTE HUELSE	2,208.03	06/29/16	DETTE HUELSE
016861	DOUG PATTON	51.93	06/30/16	SUMMER PROJECTS
***	TOTAL	124,099.11		

North Star Charter School
Cash Balances 2016-17

	Actual 06/30/15	Actual 06/30/16
General Fund	167,122	38,309
Debt service Fund	0	0
Net excess revenues	<u>167,122</u>	<u>38,309</u>
School activity funds	37,294	86,790
Building Fund	61,502	863
Technology Fund	26,129	41,151
Safe school Fund	8,306	16,582
Cash activities and other funds	<u>133,230</u>	<u>145,386</u>
Designated fund raising	<u>6,733</u>	<u>100,080</u>
Grand Total Cash	<u><u>307,085</u></u>	<u><u>283,775</u></u>

North Star Charter School
Cash Flow Variance Analysis
and Reconciliation 2015-16

	YTD				Qtr ended			
	March 31, 2016				June 30, 2016			
	NSCS	BUDGET	\$	Variance %	NSCS	BUDGET	\$	Variance %
Beginning Cash Balances	\$ 322,980	\$ 322,980	\$ -	0%	\$ 521,582	\$ 426,985	\$ 94,597	22%
Loans	\$ -	\$ -	\$ -	-	\$ -	\$ -	\$ -	-
Local Revenue	\$ 164,590	\$ (15,058)	\$ 179,648	-1193%	\$ (142,470)	\$ (18,692)	\$ (123,779)	662%
State Revenue	\$ 4,386,013	\$ 4,519,100	\$ (133,087)	-3%	\$ 949,407	\$ 1,104,544	\$ (155,137)	-14%
Transfer from Reserves	\$ (25,963)	\$ -	\$ (25,963)	-	\$ 239,023	\$ -	\$ 239,023	-
Total Receipts	\$ 4,524,641	\$ 4,504,042	\$ 20,598	0%	\$ 1,045,960	\$ 1,085,857	\$ (39,897)	-4%
Employee Compensation	\$ 2,983,255	\$ 3,007,300	\$ (24,045)	-1%	\$ 1,041,415	\$ 1,019,366	\$ 22,049	2%
Classroom expenses	\$ 432,677	\$ 433,954	\$ (1,277)	0%	\$ 155,459	\$ 177,046	\$ (21,587)	-12%
Facility expenses	\$ 256,141	\$ 281,660	\$ (25,518)	-9%	\$ 56,743	\$ 28,257	\$ 28,486	101%
Admin expenses	\$ 159,440	\$ 182,745	\$ (23,306)	-13%	\$ 30,150	\$ 65,269	\$ (35,119)	-54%
Supplies & Services	\$ 848,258	\$ 898,359	\$ (50,101)	-6%	\$ 242,352	\$ 270,572	\$ (28,220)	-10%
Debt & Other	\$ 494,526	\$ 494,379	\$ 147	0%	\$ -	\$ -	\$ -	-
	\$ 4,326,039	\$ 4,400,038	\$ (73,999)	-2%	\$ 1,283,767	\$ 1,289,938	\$ (6,171)	0%
Net change in cash	\$ 198,602	\$ 104,005	\$ 94,597	91%	\$ (237,807)	\$ (204,085)	\$ (33,722)	17%
End Cash	\$ 521,582	\$ 426,985	\$ 94,597	22%	\$ 283,775	\$ 222,899	\$ 60,876	27%

	Year ended			
	June 30, 2016			
	NSCS	BUDGET	\$	%
	\$ 322,980	\$ 322,980	\$ -	0%
	\$ -	\$ -	\$ -	-
	\$ 22,120	\$ (33,749)	\$ 55,869	-166%
	\$ 5,335,421	\$ 5,623,644	\$ (288,224)	-5%
	\$ 213,060	\$ -	\$ 213,060	-
	\$ 5,570,601	\$ 5,589,895	\$ (19,294)	0%
	\$ 4,024,671	\$ 4,026,666	\$ (1,996)	0%
	\$ -	\$ -	\$ -	-
	\$ 588,135	\$ 611,000	\$ (22,865)	-4%
	\$ 312,884	\$ 309,916	\$ 2,968	1%
	\$ 189,590	\$ 248,014	\$ (58,424)	-24%
	\$ 1,090,609	\$ 1,168,930	\$ (78,321)	-7%
	\$ 494,526	\$ 494,379	\$ 147	0%
	\$ 5,609,806	\$ 5,689,976	\$ (80,170)	-1%
	\$ (39,205)	\$ (100,081)	\$ 60,876	-61%
	\$ 283,775	\$ 222,899	\$ 60,876	27%

North Star Charter School

Contracts requiring Board action on 7/27/16:

Employee	Function	Orig	Date	Term	Amount	Δ from budget
----------	----------	------	------	------	--------	---------------

The following contracts require Board **approval** on 6/22/16:

A. Sheri Drain	Admin	77143	2016-17	school yr	75,868	-1,275
B. Sheri Drain	ES Sped teacher	0	2016-17	school yr	15,591	-1,109
C. Amy Gilpin	1st Grade		2016-17	school yr	22,951	4369
D. Wally Bashaw	Track & X country Coach		2016-17	school yr	5,612	0